




HOLIDAY HOME PLAY



Long summer break is the most enviable part of school life. It provides time for rest and leisure children can just laze around, unwind, eat, play and make merry.

Holidays are meant for enjoyment and if this time is used for creative pursuits, it becomes learning experience. This holiday homework has been designed to be a meaningful and creative exercise. Do ensure the child is involved with your guidance.

I AM SPECIAL: Try to memorize your own address and phone number.

LANGUAGE DEVELOPMENT: Narrate simple stories to your child; ask to recall some characters and incidents of the story by asking simple questions related to the story. Encourage them to use magic words like 'Thank you' 'sorry' 'please' 'excuse me'

Show and Tell: Choose anyone object from your surroundings every day and let your child speak a few lines on it.

RHYME TIME: Recite a rhyme with voice modulation and actions.
(Minimum 5 rhymes in total)


SOCIAL DEVELOPMENT: - Imbibe following social skills in your child:

*Greet with a smile when someone comes to the house.

*Conversing freely but politely with visitors, relatives coming over to the house.

*Answering the phone calls with a polite "Assalamualaikum"
also asking "May I know who is calling"?

*Sitting at the dining table with the family to eat the meals using proper table etiquettes. Do not watch TV while having meals with the family.



Talk to your child about:-

- + The importance of keeping our surrounding clean.
- + Encourage your child to water the plants.
- + Encourage your child to respect and help the elders at home.
- + Encourage your child to develop the habit of taking care of his/her belongings.


LOGICAL DEVELOPMENT: - Number Box: Take a shoe box and decorate it with paper tearing and pasting...collect articles like: 1 pencil, 2 pebbles, 3 bottle caps, 4 ice-cream sticks etc. (1 - 10) in the shoe box.

Physical Development: - Indulge your child in any one hobby like, skating, basketball, reading pictorial stories etc. Encourage your child to take care of 'personal Hygiene' by inculcating the following habits.

- + Brushing teeth twice daily.
- + Combing hair regularly.
- + Washing hands before and after meal
- + Trimming the nails and keeping them clean.

Life Skills Development:- Inculcate following Life Skills in your child to help him/her become independent:-

- Buttoning his/her shirt.
- Zipping and unzipping.
- Tying his/her shoe laces.
- Buckling and unbuckling.
- Packing his/her school bags.
- Proper toilet training.




CREATIVE DEVELOPMENT: - Mask of an animal: - Make a face mask of any animal.

FINE MOTOR DEVELOPMENT:-


1. *Mix a handful Rajma, Chana and Lobia and ask your child to separate it.*
2. *Scribbling, colouring, rolling chapattis, clay molding, sand play, paper tearing, pegging the clothes, watering plants with spray bottles.*




Paste Ice-cream sticks on the top of the hut and colour the remaining hut with different colours



Color the given picture:-



Trace the strokes



Trace the dots and color the word 'Allah'



Recite the following every day.

Du'as

- 1. Dua when starting something good.*
- 2. Du'a when ascending.*
- 3. Du'a when descending.*

SURAHS

- 1. Surat -ul-Fatiha*
- 2. Surat -un Naas*

Beautiful names of Allah.

- 1. Ar-Rahman*
- 2. Ar-Raheem*
- 3. Al-Malik*
- 4. Al-Quddoos*
- 4. As-Salaam*



*THE WONDERS OF WHERE WE ARE AND WHERE WE
WILL BE,*

*WHAT WE DO AND WHAT WE SEE, WHAT WE FIND
AND WHAT WE SEEK,*

NOT EVERYONE KNOWS AND I JUST WONDER.....

*MOM AND DAD COULD YOU SPEND SOME TIME WITH
ME!!!!*

